

# P2 LIFTER SERIES WITH DC3 DUAL VACUUM SYSTEM

MODELS: P2110435DC3, P2110445DC3,  
 & P211047DC3

A full range of load motion and a long-lasting battery make this lifter indispensable for installing glass at the job site or handling glass in multiple shop locations.

## Powerful Design

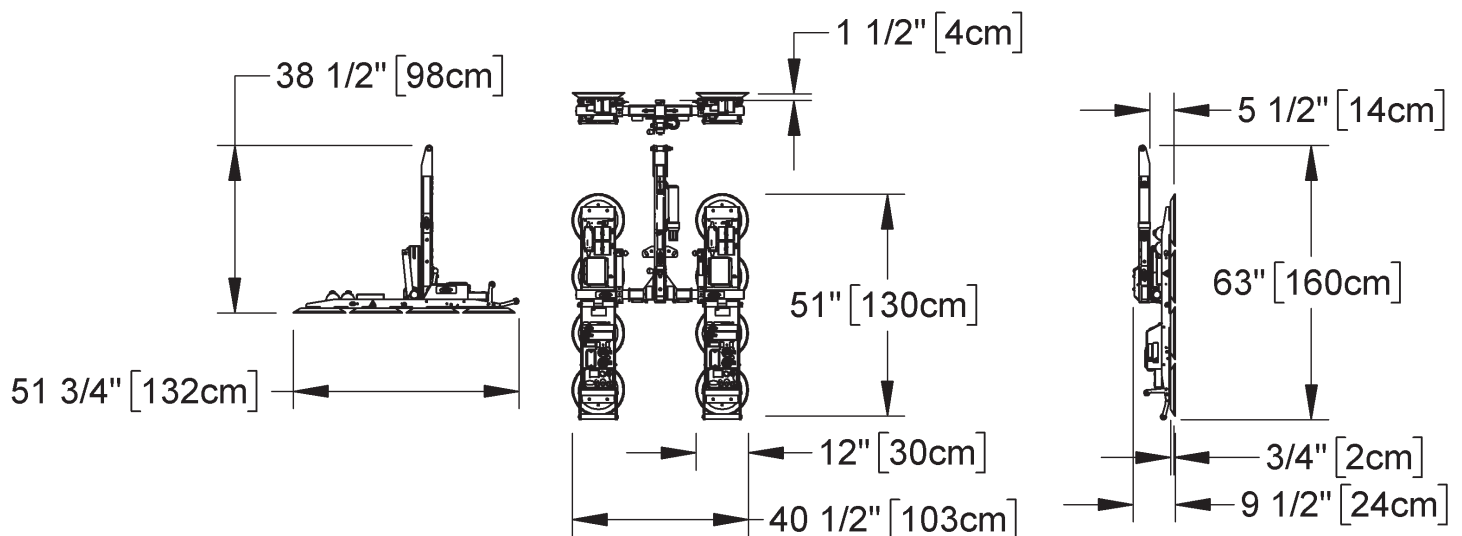


Increases capacity to 1,400 lbs [635 kg] by combining 2 single-channel lifters into 1 machine. Able to make use of channel lifters that customers already own!

## Narrow Profile

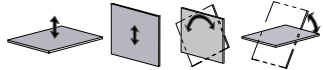
Gets into spaces that are not accessible with other lifters.

## Multiple Frame Choices

Provide the best match based on your load's dimensions.



P2110435DC3 Lifter Shown

Models	P2110435DC3	P2110445DC3	P211047DC3
<b>Maximum Load Capacity</b>	1,400 lbs [635 kg]	1,400 lbs [635 kg]	1,400 lbs [635 kg]
<b>Standard Pad Spread</b>	51" x 40½" [130 cm x 103 cm]	51" x 54¼" [130 cm x 138 cm]	51" x 84¼" [130 cm x 214 cm]
<b>Lifter Weight</b>	180 lbs [82 kg]	195 lbs [88 kg]	205 lbs [93 kg]
<b>Load Movement</b>	Manual rotation, 180° edgewise, with locking at each 1/4 turn. Manual tilt, 90° between upright and flat, with automatic latching in upright position (in center rotation position, as shown on drawings). 		
<b>Standard Operating Power</b>	12 volts DC, 5.5 amps (for each Pad Channel)		
<b>Number/Size of Pads</b>	8 / 11" [28 cm] dia. lipped		

## STANDARD FEATURES

### Intelli-Grip® Technology

Available exclusively from Powr-Grip®! Actively monitors power and vacuum systems to increase safety and productivity, using LCD-screen messages, diagnostic codes and other features

### Dual Vacuum System

Features two independent air-line circuits to reduce risk of workplace accidents

### High-Flow Vacuum Pump

Enables a vacuum lifter to attach and release more rapidly, increasing productivity on the job

### Battery and Charger

Provide independent, rechargeable power source for cord-free lifter operation in any location; on-board charger features status indicator and automatic shut-off

### Battery Gauge

Shows energy level in real time, to help determine when charging is needed

### Notification Buzzer and Strobe Light

Alert operator of problems with power or vacuum system, with various patterns of sound and light to indicate severity; back-up battery provides independent power for buzzer

### Green Lift Light

Provides visual assurance to know when vacuum is sufficient for lifting

### Vacuum Gauges

Feature green and red zones to clearly indicate whether vacuum levels are sufficient for lifting

### Vacuum Line Filters

Prevent contaminants from damaging the vacuum generating system

### Vacuum Reserve Tanks

Increase battery run-time by reducing pump cycles needed to maintain vacuum

### Two-Action, Blow-Off Release

Uses two separate buttons to avoid accidental release, and reverses airflow to quickly release loads without after-stick

## AVAILABLE OPTIONS

### Counterbalance Lifter (CB2DCS)

Adjusts the hang angle of the lifter or load as needed for each job, while also providing the ability to reach under eaves, gables and other overhanging obstacles; radio controls enable remote use

### Alternative Vacuum Pads

Adapt lifter to specialized uses, including:

- 9" [23 cm] diameter pad (VPFS9) for quick attachment to rigid, flat loads
- 10" [25 cm] diameter pad with replaceable sealing ring (VPFS10T) for handling Insulated Metal Panels or other textured loads (Specifications not as previously listed. Please contact us for more information)

### Alternative Pad Compounds

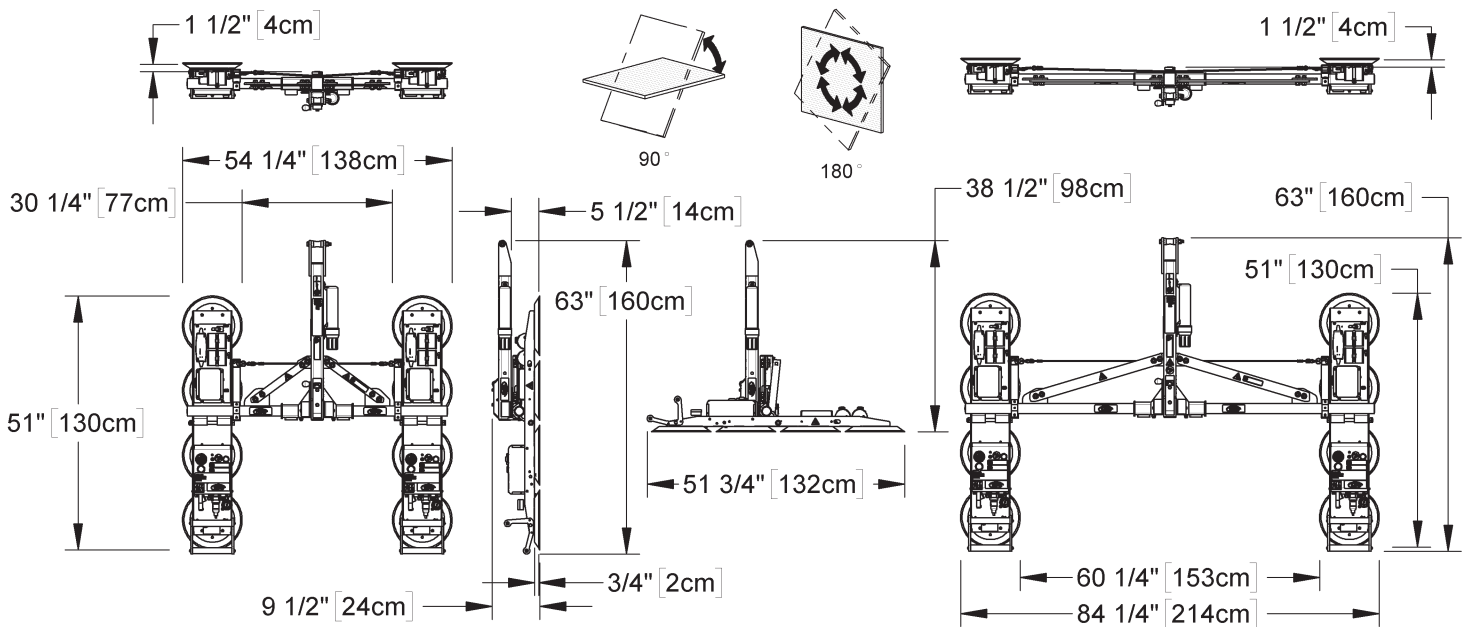
Specially designed for heat resistance, marking resistance, coated surfaces and other purposes

## DESIGN STANDARDS

**ASME B30.20 (BTH-1 Design Category "B", Service Class "0"):** Industry standards established by the American Society of Mechanical Engineers (ASME) and published by the American National Standards Institute (ANSI)

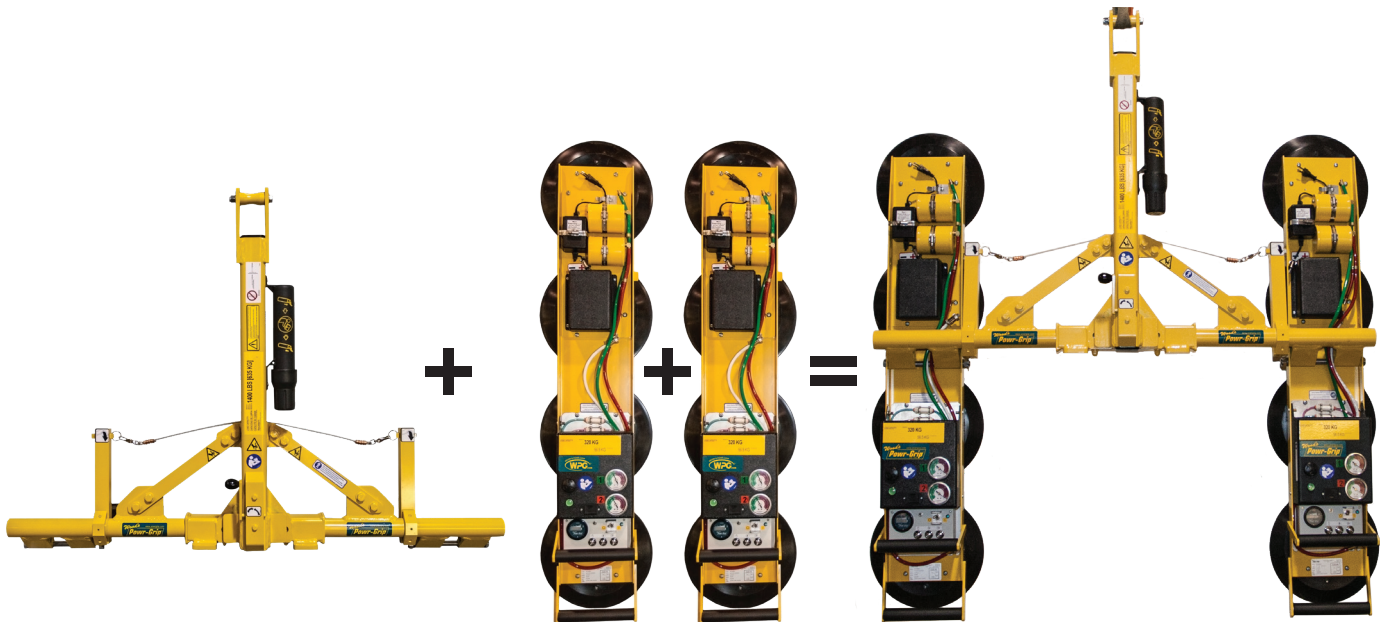
**CE:** Regulatory standards for health and safety required in the European Union

**AS 4991:** Regulatory standard required in Australia



P2110445DC3 and P211047DC3 Lifters Shown

Channel Lifters are comprised of one or more Pad Channels and interchangeable Lift Frames for manually rotating and tilting materials. They may be ordered as complete units or as individual components to expand existing Channel Lifter systems. Lift Frames are available in single-channel or double-channel styles. Pad Channels can be switched from one frame to another in minutes.



## COMPONENTS:

### Pad Channels

Each channel features an independent, vacuum generating system, including vacuum pump, vacuum controls and standard features as listed on page 1.

**PC1104DC3:** (for flat materials) 4 / 11" [28 cm] dia. lipped pads (94137)

**PC10C04DC30:** (for curved materials) 4 / 10" [25 cm] dia. concave pads (special order)

**PC10T04DC30:** (for textured materials) 4 / 10" [25 cm] dia. pads with replaceable sealing rings (94138)

### Lift Frames

**PCFT1A1:** For one Pad Channel (94154)

**PCFT2SA35:** For two Pad Channels, approx. 3½' [1.07 m] (94160)

**PCFT2SA45:** For two Pad Channels, approx. 4½' [1.38 m] pad spread (94165)

**PCFT2SA7:** For two Pad Channels, approx. 7' [2.14 m] pad spread (94170)

### Interchangeable Arms

(Pad spread can be changed if optional arms are purchased)

**FA235:** Optional arms convert PCFT2SA7 or PCFT2SA45 Lift Frames to PCFT2SA35 Lift Frame (57221AM)

**FA245:** Optional arms convert PCFT2SA7 or PCFT2SA45 Lift Frame to PCFT2SA45 Lift Frame (57222AM)

**FA27:** Optional arms convert PCFT2SA45 or PCFT2SA7 Lift Frame to PCFT2SA7 Lift Frame (57223AM)

